

Part Numbers

Package & Chip Type	Line Voltage ¹	Switch Type ²	Output Current	Feature ³
ST	24	D	12	-02
			25	-16
			40	
			50	
			75	
ST	24	A	25	
			50	
ST	48	A	25	-22



Part Number Example: **ST48A25-22**

NOTES

- 1) Line Voltage (nominal): 24 = 240 Vac; 48 = 480 Vac
- 2) Switch Type: D = Zero-cross turn-on; A = AC control, Zero-cross turn-on
- 3) Feature: -02 = Control LED: Standard on all ST48D Only available on ST24D 12A and 40A (standard)
-16 = Internal MOV: Available only on ST24D 25A and 50A
-22 = 24 Vac Control

MECHANICAL SPECIFICATION

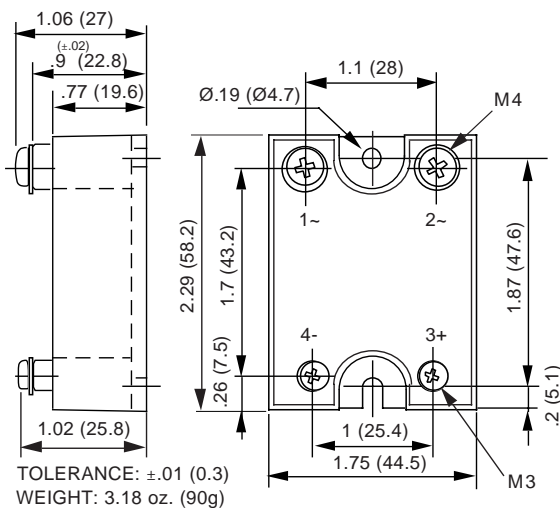


Figure 1 — ST relays, dimensions in inches (mm)

FEATURES/BENEFITS

- Industry standard package
- Internal MOV (certain models)
- Control LED (certain models)
- AC or DC control available
- Excellent thermal performance
- Tight zero-cross window for low EMI
- High immunity to surges

DESCRIPTION

The Series ST single-phase relays are designed for high-power applications. The design incorporates an SCR or triac output. The Series ST relays utilize optical isolation to protect the control from load transients. Control LED is available on certain models. All Series ST relays are zero crossing. Internal MOV is also available on ST24D 25A and 50A models.

APPLICATIONS

- Heating control
- Industrial and process control
- On/Off controls of AC equipment

APPROVALS

All models are UL recognized.
UL File Number: E128555.

TYPICAL APPLICATION

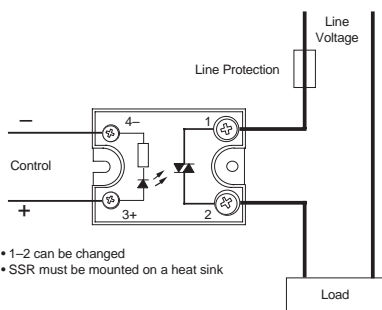


Figure 2a — ST relays

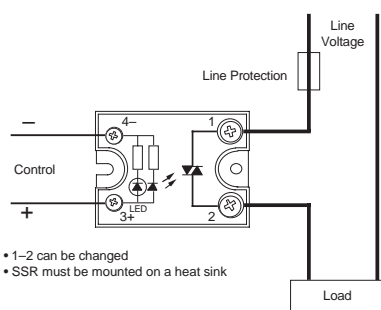


Figure 2b — ST -02 option relays

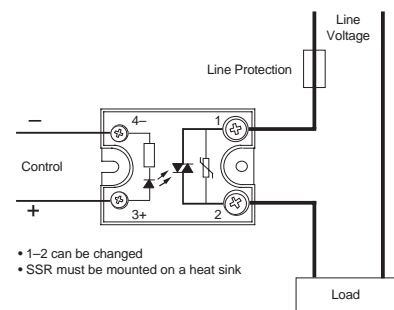


Figure 2c — ST -16 option relays

INPUT (CONTROL) SPECIFICATION

	Input Type	Min	Max	Units
Control Range				
ST24	D	4	30	Vdc
	A	90	240	Vac/Vdc
ST48	D	5	30	Vdc
	A	17	80	Vac/Vdc

Input Current Range

ST24D	3	30	mA
ST24DXX-02	4	48	mA
ST24A	3	8	mA
ST48D	5	46	mA
ST48A25-22	5.6	26	mA

Must Turn-Off Voltage

ST	D	1	Vdc
ST24	A	15	Vac
ST48	A	3	Vac

Input Resistance (Typical)

ST	D	1000	Ohms
ST	D-02	600	Ohms
ST	A	3000	Ohms

Reverse Voltage Protection

S	D	30	V
S	A		NA

OUTPUT (LOAD) SPECIFICATION

	Input Type	Min	Max	Units
Operating Range				
ST24		12	280	Vrms
ST48		24	600	Vrms

Peak Voltage

ST24	600	Vpeak
ST48	1200	Vpeak

Load Current Range (Resistive)

12A output current	.005	12	Arms
25A output current	.005	25	Arms
40A output current	.005	40	Arms
50A output current	.005	50	Arms
75A output current	.005	75	Arms

CONTROL CHARACTERISTICS

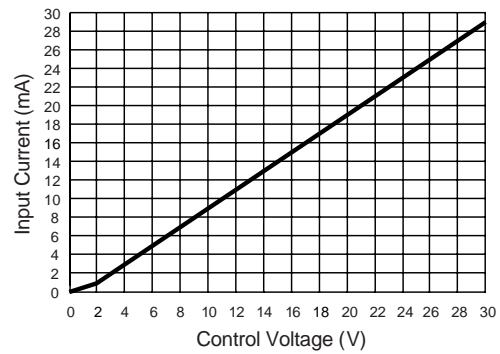


Figure 3a — ST24D relays

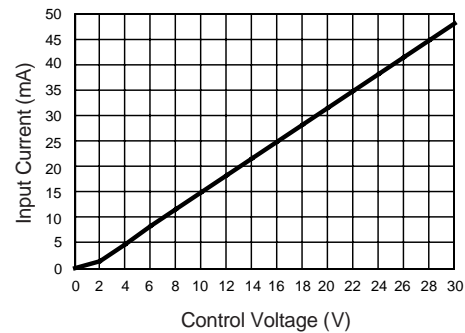


Figure 3b — ST-02 relays

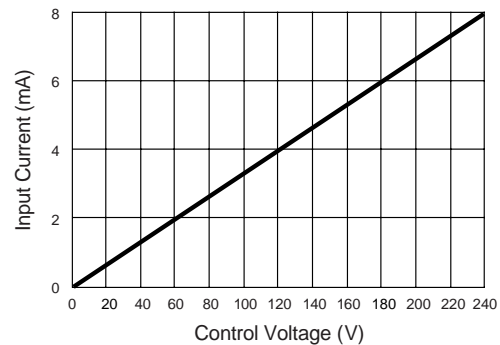


Figure 3c — ST24A relays

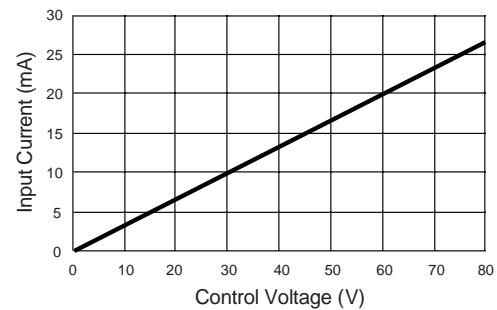


Figure 3d — ST24A25-22

OUTPUT (LOAD) SPECIFICATION (continued)

Input Type	Min	Max	Units
Maximum Surge Current Rating (Non-Repetitive)			
12A output current		120	A
25A output current		240	A
40A output current		350	A
50A output current		550	A
75A output current		1000	A

On-State Voltage Drop			
12A output current		1.3	V
25A output current		1.2	V
40A output current		1.4	V
50A output current		1.45	V
ST48D50-02		1.4	V
75A output current		1.4	V

Zero-Cross Window (Typical)			
S	D/A	±12	Vac

Off-State Leakage Current (60Hz)			
All relays		3	mA

Turn-On Time (60 Hz)			
ST	D	8.3	ms
ST	A	24.9	ms

Turn-Off Time (60 Hz)			
ST	D	8.3	ms
ST	A	24.9	ms

Off-State dv/dt			
All relays		500	V/μs

Maximum di/dt (Non-Repetitive)			
All relays		50	A/μs

Operating Frequency Range			
All relays		0.1	440 Hz

SURGE CURRENT

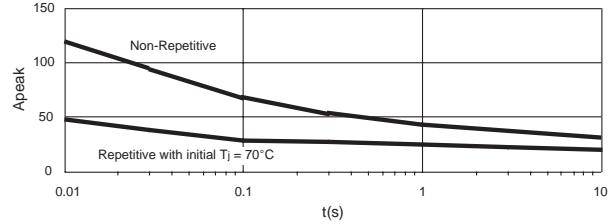


Figure 4a — 12A output current

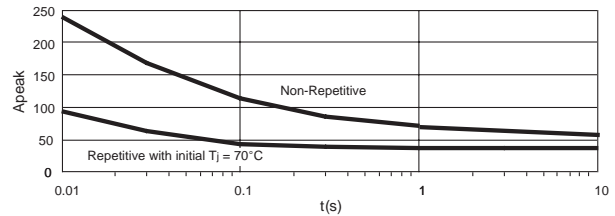


Figure 4b — 25A output current

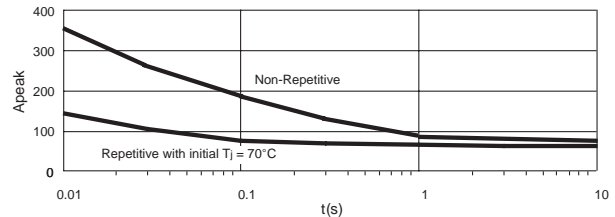


Figure 4c — ST24D40-02

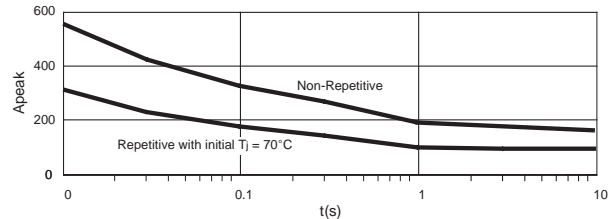


Figure 4d — 50A output current and ST48D40-02

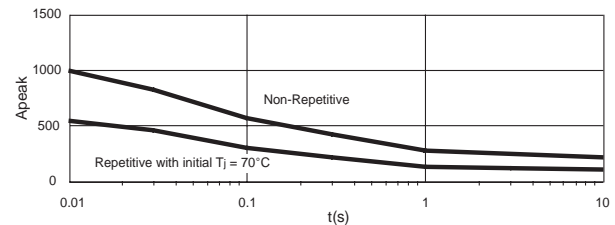


Figure 4e — 75A output current

NOTES:

1. Electrical specifications at 25°C unless otherwise specified.
2. For 800Hz applications, contact factory.
3. For additional/custom options, contact factory.

OPTIONAL ADD-ONS

- Please order add-ons separately:
- -12 — Thermal pad installed.
 - -14 — Plastic touch-proof cover.

OUTPUT (LOAD) SPECIFICATION (continued)

Input Type	Min	Max	Units
I²t for Match Fusing (<8.3ms)			
12A output current		72	A ² S
ST24 25A output current		288	A ² S
ST48 25A output current		265	A ² S
40A output current		612	A ² S
50A output current		1500	A ² S
75A output current		5000	A ² S

ENVIRONMENTAL SPECIFICATION

	Min	Max	Units
Storage Temperature	-40	100	°C
Operating Temperature	-40	100	°C
Input-Output Isolation	4000		Vrms
Output-Case Isolation			
12A output current	2500		Vrms
25A output current	2500		Vrms
ST24D40-02	2500		Vrms
ST48D40-02	3300		Vrms
50A output current	3300		Vrms
75A output current	3300		Vrms

THERMAL CHARACTERISTICS

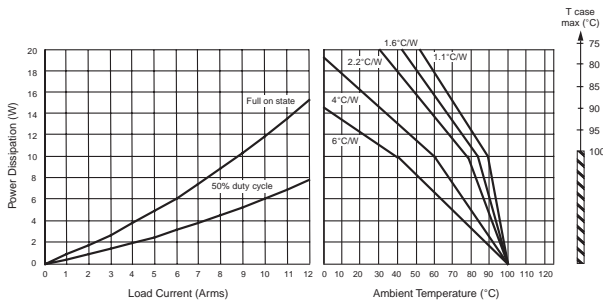


Figure 5a — 12A output current

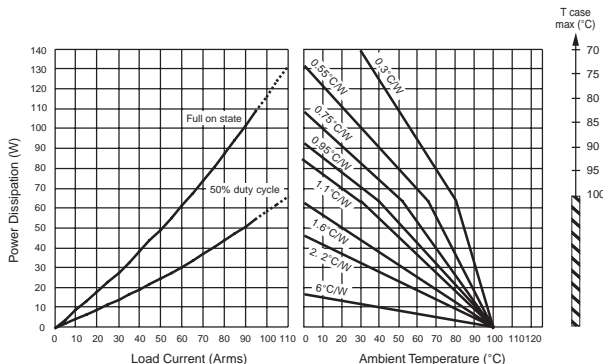


Figure 5b — ST48D12-02

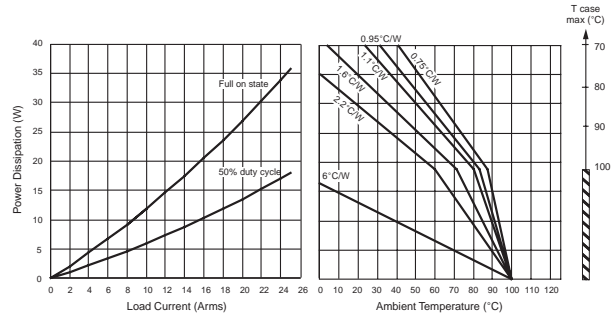


Figure 5c — 25A output current

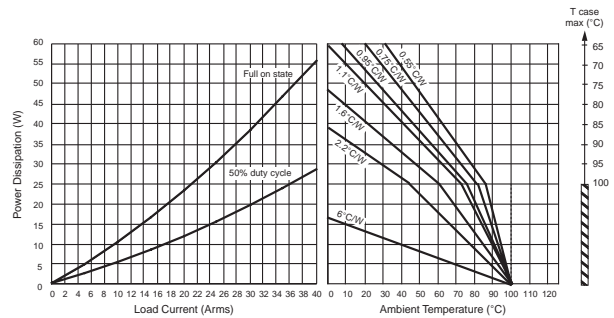


Figure 5d — ST24D40-02

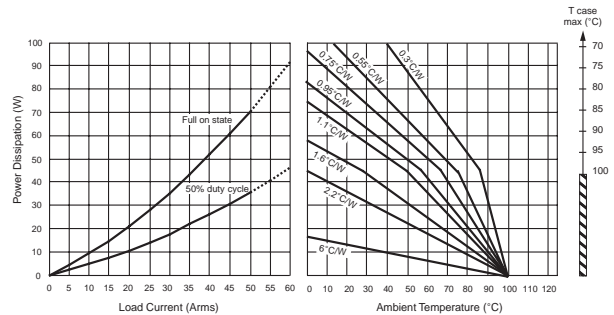


Figure 5e — 50A output current and ST48D40-02

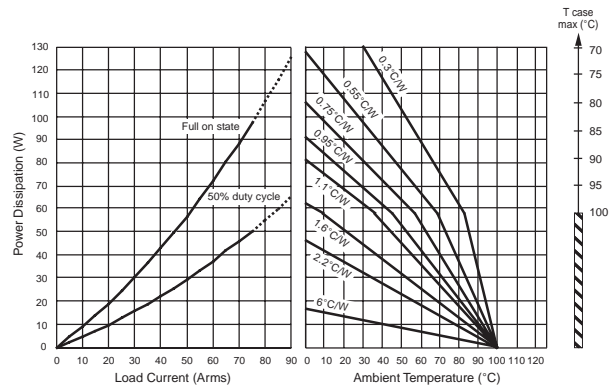


Figure 5f — 75A output current

Mouser Electronics

Authorized Distributor

Click to View Pricing, Inventory, Delivery & Lifecycle Information:

Teledyne Relays:

[ST24D12](#) [ST24D25](#) [ST48D50](#) [ST24D25-16](#) [ST24D40-02](#) [ST48R75](#) [ST48D50-02](#)